



For Earth, For Life  
**Kubota**

**L**

## KUBOTA DIESEL TRACTOR **L1361**

The L1361 is a versatile and easy to operate utility tractor with a powerful engine and a choice of manual or HST transmission.



# The New Standard in



# in Compact Tractors



Introducing Kubota's all-new L1361, providing high performance, outstanding durability, easy operations and enhanced comfort. The L1361 not only performs but features a refreshed design with smooth, rounded contours from front to rear that also improve visibility so you can get the job done better and faster. Add to that, Kubota's new state-of-the-art front loader and parallel lift or quick attach bucket simplify even tough tasks. Work hard, but do it with ease with the new L1361.

**KUBOTA DIESEL TRACTOR**

# L1361

# With more horsepower than ever before, the L1361 will drive you to a higher level of performance.


## ENGINE

### Powerful Engines to Take On Tough Projects

The L1361 models put out 27.3 kW ( 36.6HP).

### Live Continuous-running PTO

The L1361 HST model and the gear-drive models include a live, continuous-running rear PTO for easier operation. The HST models also feature an over-running clutch on the PTO shaft to protect the transmission. Finally, a stationary PTO feature enables the use of various implements, such as chippers and log splitters.



### Bevel Gear Front Axle

A superior feature that delivers an extremely tight turning radius with full power transfer to the wheels at every steering angle.

### Wet-disc Brakes

Responsive and smooth, our long-life wet-disc brakes are immersed in oil, and require only the slightest foot pressure to activate.

### Large Fuel Tank


An ample 38-litre fuel tank lets you fill up with more fuel so you can operate longer.

### Smooth Power Steering

To reduce fatigue, 4-wheel drive models come equipped with a smooth, easy-turn, integral power steering.



## HYDROSTATIC TRANSMISSION




*HST Pedal*

*Range Shift Lever and Cruise Control*

### 3-range Shift for Optimal Speed Selection

An in-line shifting pattern enables easy range shifting from low to medium to high. The shift is also conveniently located on the left side of the operator's seat for simple operation.



### Cruise Control (Optional)

To keep your working speed constant, simply set the infinite, mechanical cruise control lever on the L1361 HST model to your desired speed—and go.

## GEAR-DRIVE TRANSMISSION

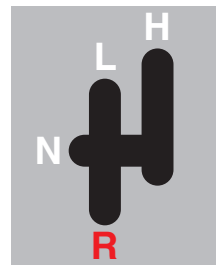


*Main Shift Lever*

*Range Shuttle Lever*

### Powerful and Versatile Means Getting the Job Done Faster.

You'll finish the big jobs easily with the mechanical shuttle transmission featuring inline shifting in the low and reverse ranges for faster direction changes. Moreover, the transmission offers 8 forward and 4 reverse speeds (8F/4R), enabling you to select the right speed for higher productivity.



# The L1361 gives you more of what the most popular compact tractors should provide.

## DESIGN

The L1361 offers a smooth and rounded look that's eminent from the front bonnet to the rear fenders. This design not only looks advanced, but offers better visibility to help ease operations as well. The sleek and slanted bonnet provides a greater field of vision, which becomes handy for front loader operations. Furthermore, the one-piece front bonnet can be fully opened for easier access to the engine to make routine inspections and maintenance a breeze.



**Slide-out radiator screen / Gas-strut open bonnet**



**Newly Designed headlights**



**Rounded Fender**

## COMFORT


The L1361 brings more comfort, with a spacious and ergonomic operator layout, suspension seat and more.

### Spacious Operator's Deck

To provide maximum comfort, the L1361 features a spacious operator platform. Its semi-flat design also makes getting on and off the tractor easier.

### Conveniently Located PTO Lever

To further enhance access and entry/exit, the PTO lever is located on the right side of the operator's seat (HST models), or to the right side of the deck center cover (gear-drive models).



### Suspension Seat

The suspension seat offers a high level of comfort. This contoured seat is ergonomically designed to reduce fatigue, even after long workdays.



## Tool Box

A handy toolbox is located right behind the driver's seat for easy access.



## Roll-Over Protective Structure (ROPS)

For maximum protection, all models come with foldable ROPS as a standard feature.

## Cup Holder

This convenient holder securely fits a cup or a mug so you can always quench your thirst.

## Choice of Tyres

Tyres designed for specific jobs enable the L1361 to perform even better. Select from AG and Turf.



## Radiator Screen

Thanks to the full-open bonnet, the radiator screen easily slides in and out to simplify its cleaning.

## 3-point Hitch

The large capacity hydraulic pump and cylinder provide powerful lifting capacity, allowing you to use a wider range of implements.



# Maximise the L1361's versatility with quick attach/detach implements.

## LA525 FRONT LOADER

The new LA525 Front Loader with curved boom design is specially designed to handle the big tasks that the new L1361 is made for, providing improved lifting power and height as well as exceptional durability.

### Easy Operation

A single-lever joystick provides easier operation. A regenerative dump circuit allows for fast bucket dumping, and the series circuit provides for simultaneous operation of the boom and bucket.

### Curved Boom Design

The LA525's curved boom design matches the slanted hood with all hydraulic lines enclosed in the loader arms, providing a better field of vision during front loader operations. It also gives the loader, a modern and sleek appearance.





# ... Kubota's performance-matched

## Quick Attaching / Detaching

Thanks to Kubota's innovative attaching/detaching system, you can attach and detach mounting pins and hose couplers from the driver's seat, quickly and easily. As a result, you can move from job to job with greater efficiency. Boom-mounted loader stands make access easy and allow the loader to stand alone when detached.



**Optional 2-lever Quick Coupler**

## Unique Kubota Rod Indicator Link

A unique and innovative Kubota feature, the rod indicator link precisely detects boom height so that the operator can easily confirm the horizontality of the bucket attachment at any height whether raised or lowered.



## High Quality Cylinders

The LA525 Front Loader features high-quality, heavy-duty cylinders to bring more muscle to your loader work. The durable plating offers impressive pressure resistance and achieves superior rust protection.



## Thick Steel Frames

The front loader's thick single piece steel frames provide better durability as well as creating a better view between the tractor and the boom.



**Protected hydraulic lines**

# SPECIFICATIONS

Model			L1361 Series		
			HST model		Gear model
<b>Engine</b>			<b>Rear ROPS</b>		
Model			D1803-M-E2		
Type			Indirect injection, Vertical, Water-Cooled 4 cycle diesel		
Number of cylinders / Aspiration			3		
Total displacement ℓ			1.826		
Engine Gross power kW (HP)			27.3 (36.6)		
Engine net power [97/68/EC] kW (HP)			26.9 (36.1)		
Engine net power [ECE-R24] kW (HP)			26.2 (35.1)		
Maximum torque N-m			122.9		
Battery capacity			12V, RC : 123 min, CCA : 490A		
Fuel tank ℓ			38.0		
<b>Travelling system</b>					
Transmission			HST		Gear-Drive T/M
No. of speeds			3 range speed		F8-R4
Max travelling speed					
Forward km/h			24.6		24.5
Reverse km/h			22.1		7.6
Cruise Control			Opt		-
Clutch			Dry type single stage		Dry type dual stage
Steering			Integral type power steering		
Braking system			Mechanical, Wet disk type		
<b>Standard tyre</b>					
Farm tyre A [Front] [Rear]			[7-16] [11.2-24]		
Turf tyre A [Front] [Rear]			[215/80D15] [355/80D20]		
<b>Dimensions</b>					
Overall length					
w/o 3p mm			2 810		
w/ 3P mm			3 025		
Overall width (min. tread) :Farm tyre A / B / C mm			1 290		
Overall height (with ROPS) :Farm tyre A / B / C mm			2 460		
Overall width (min. tread) :Turf tyre A / B mm			1 450		
Overall height (with ROPS) :Turf tyre A / B mm			2 447		
Wheel base mm			1 610		
Min. ground clearance :Farm tyre A / B / C mm			345		
Tread					
:Farm tyre A / B / C					
Front mm			1 085		
Rear mm			1 015, 1 115, 1 195, 1 295		
Tread					
:Turf tyre A / B / C					
Front mm			1 084		
Rear mm			1 105		
Min. turning radius (with brake) m			2.5		
<b>Weight (with ROPS)</b>			1 260		1 240
<b>Hydraulic unit</b>					
Draft control			Opt		
Hydraulic control system			Position control		
Pump capacity					
Main ℓ / min			28.3		
Ps ℓ / min			17.2		
3-point hitch			SAE Category 1		
Max. lift force					
At lift points kg			906		
24in. behind lift points kg			651		
System pressure MPa (kgf / cm <sup>2</sup> )			15.7 (160)		
<b>PTO</b>					
Rear PTO rpm			540		

# IMPLEMENTS

## Loader Specifications

Loader model	LA525EC		
Tractor model	L1361		
Wheel base	mm	1610	
Front tires	7 – 16		
Rear tires	11.2 – 24		
Boom cylinder	Bore x stroke	mm	45 x 476
Bucket	Bore x stroke	mm	45 x 476
Control valve	3 position bucket control valve type		One detent float position, single bucket dump, power beyond circuit
Rated flow	L/min	28.3	
Maximum pressure	Mpa (kg/cm <sup>2</sup> )	16.2 (165)	
Net weight (approximate)	kg	365	

Bucket type		Rigid	Quick
Maximum Lift Height (Pivot Pin)	mm	2403	
Clearance with bucket dump	mm	1943	1879
Reach @ maximum height	mm	633	707
Maximum Dump Angle	deg.	40	
Reach with attachment on ground	mm	1612	1712
Maximum Roll Back Angle	deg.	31	
Square Bucket Width / Capacity	mm / m <sup>3</sup>	–	
Lift Capacity (Pivot pin)	kg	513	439
Breakout Force (Pivot pin)	N	10951	10174
Attachment Rollback Time	sec.	1.9	
Attachment Dumping Time	sec.	2.7	

©2017 Kubota Corporation

---

# Kubota

**KUBOTA (U.K.) LTD**

Dormer Road, Thame, Oxfordshire,  
OX9 3UN, U.K.  
Phone : 01844-268140  
F a x : 01844-216685  
<http://www.kubota-global.net>

Cat.No.3272-01-UK Printed in Japan.D.REX:17-FEB.